

## Graduating Student Exit Survey

Spring 2019

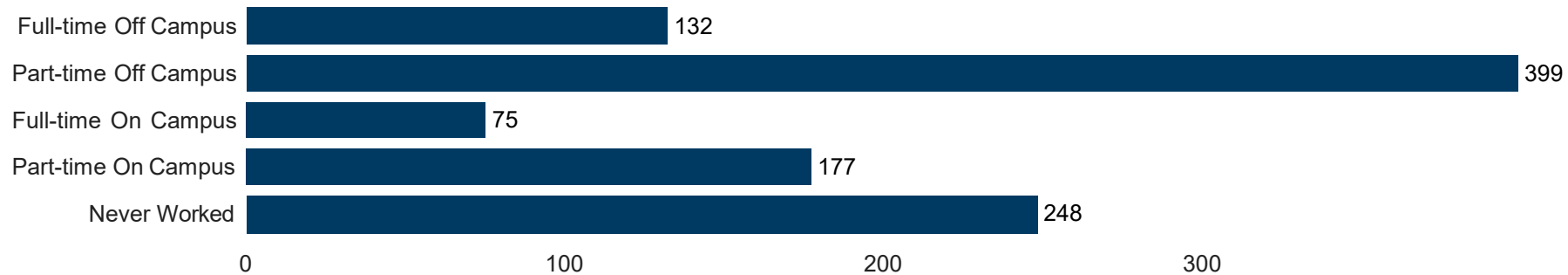
In April 2019 the Graduating Student Exit Survey (GSES) was deployed to all students graduating in spring 2019. The GSES was edited to only include specific questions that asked about plans after graduation. The following report summarizes the results from the students graduating in spring 2019. The results are disaggregated by undergraduate and graduate/professional student designation. The survey was sent to 1601 students and 1057 responded, giving a response rate of 66.02%.

The following visualizations and tables were created to provide information on the graduating class of 2019. The questions answered in this report include those listed below.

- Employment status of students while at Howard University (n=1031)
- Students plans after graduation (n=1031)
- Time students received employment offers (n=432)
- Description of student employment (n=436)
- Student employment in future profession while pursuing degree (n=439)
- Sector of employment (n=437)
- Employer information (n=347)
- Employer industry (n=410)
- Annual base salary (n=323)
- Volunteer information (n=10)
- Area of continuing education (n=137)
- Continuing education information (n=124)
- Military service information (n=15)

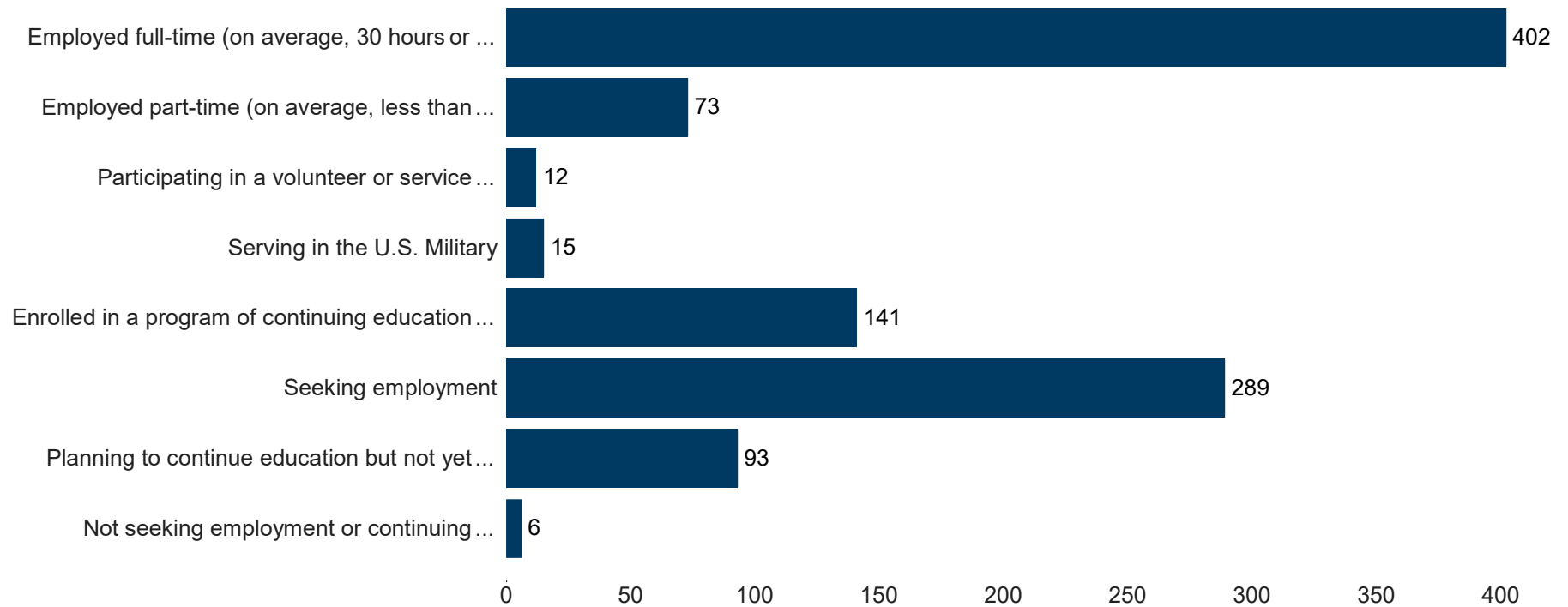
Individuals reports will be made available to Deans and other units upon request.

## While at Howard, you were employed primarily...



Field	Choice Count
Full-time Off Campus	132
Part-time Off Campus	399
Full-time On Campus	75
Part-time On Campus	177
Never Worked	248
Total	1031

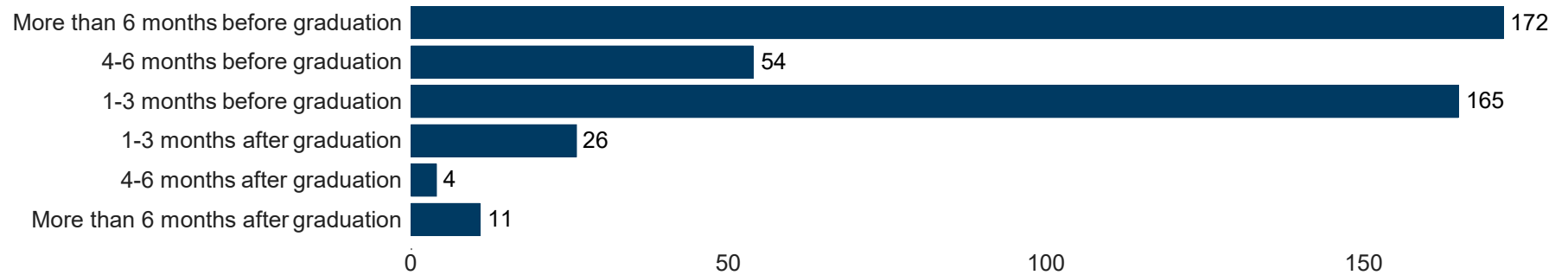
## Which of the following best describes your status after graduation?



Field	Choice Count
Employed full-time (on average, 30 hours or more per week)	38.99% 402
Employed part-time (on average, less than 30 hours per week)	7.08% 73
Participating in a volunteer or service program (e.g. Peace Corps)	1.16% 12

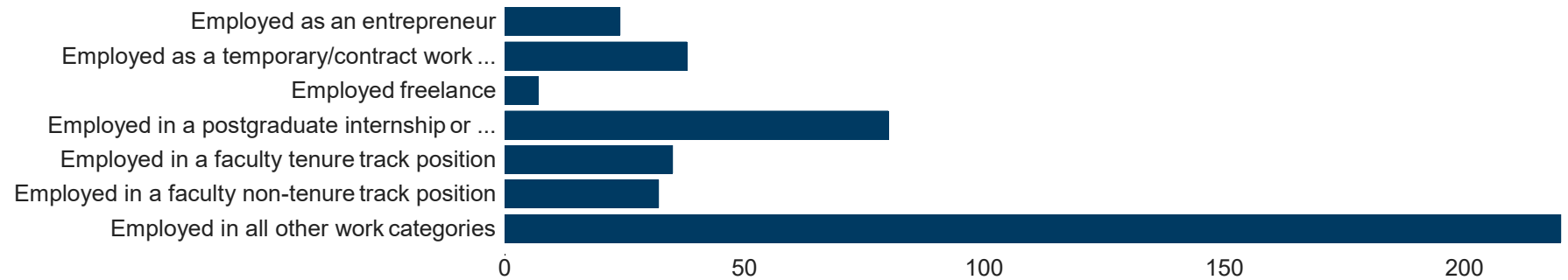
Serving in the U.S. Military	1.45%	15
Enrolled in a program of continuing education (e.g. Graduate/Professional School)	13.68%	141
Seeking employment	28.03%	289
Planning to continue education but not yet enrolled	9.02%	93
Not seeking employment or continuing education	0.58%	6
Total		1031

## When did you receive your employment offer?



Field	Choice Count
More than 6 months before graduation	172
4-6 months before graduation	54
1-3 months before graduation	165
1-3 months after graduation	26
4-6 months after graduation	4
More than 6 months after graduation	11
Total	432

Please select which option best describes your employment:



Field	Choice Count
Employed as an entrepreneur	5.50% 24
Employed as a temporary/contract work assignment	8.72% 38
Employed freelance	1.61% 7
Employed in a postgraduate internship or fellowship	18.35% 80
Employed in a faculty tenure track position	8.03% 35
Employed in a faculty non-tenure track position	7.34% 32
Employed in all other work categories	50.46% 220
Total	436

Were you employed in this position while pursuing your degree?



Field	Choice Count
Yes	44.87% 197
No	55.13% 242
Total	439

Please indicate the employment sector of your employer.



Field	Choice Count
For-profit	59.50% 260
Not-for-profit	19.68% 86
Government	20.82% 91
Total	437



Please provide the following information about your employer.

Employer - Undergraduate	Frequency
Accenture	9
Adfero	1
Adobe	1
Amazon	1
Apple	4
Arrive logistics	1
ArtWorks Incubator	1
AT Kearney	1
ATT	1
Bloomberg	1
Blue Bottle Coffee	1
Blue Nile Botanicals	1
Blues Alley	1
BNP Paribas	1
Boeing	2
Booz Allen Hamilton	2
Burn Lounge	1
Busboys And Poets	1
Camden Property Trust	1
Campus Apartments	1
Capital One	4
Capitol Police	2
Chicago Public Schools	1
Childrens Law Center	2
Christina School District	1
CIQM	2
Citibank	1
City of Boston	1
City Year	2

CNN	1
Congressional Budget Office	1
Creative Minds International Public Charter School	1
CVS Pharmacy	1
David M Schwarz Architects	1
DC Government	1
DDOT	1
Deloitte	1
Department of Juvenile Services	1
Disney	1
District of Columbia Government	1
Diversified	1
DOJ	1
Dominic Onwukwe	1
DSST Public Schools	1
Edelman	2
EF Education First	1
Enterprise Holdings	1
Equinox	1
Ernst and Young	1
Exxon Mobil	1
EY	1
Facebook	1
Falcon	1
Fannie Mae	1
Federal Bureau of Investigation	1
Federal Capital Partners	1
Federal Energy Regulatory Commission	1
Federal Reserve Board of Governors	2
Fidelity Investments	1
Founding Farmers	1
Genentech	2
General Motors	1
General Services Administration	1
George Washington School of Public Health	1

Georgetown County Parks and Recreation	1
Georgetown Law School	1
GoDaddy Inc	1
Google	6
Hamilton Place Strategies	4
Hattilou Theatre	1
HBCU IN LA PROGRAM EICOP	1
Hearst	1
Heidrick and Struggles	1
Higher Achievement	2
House of Representatives	1
Howard University	2
Howard University Hospital	3
Howard University Middle School	1
Inova Fairfax Hospital	1
Intel Corporation	1
JET program	1
Jmglamsquad	1
Johnson and Johnson	1
JP Morgan	1
JPMorgan Chase	1
KCIC	2
KIPP Texas	1
La Colombe Coffee Roasters	1
LinkedIn	1
Lloyd Irvin Martial Arts Academy	1
Lowe's	1
Lyric Rep Theatre	1
Madewell	1
Marriott International	1
Marshalls	1
Maxim	1
Mecca Filmworks	1
MedStar	2
Medstar Washington Hospital Center	2

Memorial sloan Kettering	1
MetLife Insurance	1
Metropolitan Womens Group	1
Micron Technology	1
Microsoft	7
MK lounge	1
MLB Network	1
MNPS	1
Mortenson Construction	1
Multiple Contracts	1
National Head Start Association	1
National Institute of Health	5
National Institute on Aging	1
National Park Service	1
NBC Universal	1
New York Life	1
New York Presbyterian Weil Cornell Medicine	1
NFC Management	1
Nick Cannon	1
NIH	1
Nike	1
Novant health	1
NSCS	1
OGlawesome Transportation LLC	1
Optum	1
Orthopedic Clinic	1
Outback Steakhouse	1
Pension Benefit Guaranty Corporation	1
Perkins Eastman Architects	1
Pfizer	1
Players Club	1
Politico	1
Potomac Management Solution	2
Precision	1
Prince George County	1

Professional Bartenders and Servers Inc	1
Prospect	1
Protiviti	1
PwC	1
Quattro for Margia	1
Safeway	1
Scribe America	3
Sephora	1
Shady Grove Fertility	1
Sibley Memorial Hospital	1
Silicon Valley Bank	1
SiriusXM	1
Smithsonian Center for Folklife and Cultural Heritage	2
Stewards if Affordable Housing for the Future	1
STV	1
STX Films	1
SunTrust Robinson Humphrey	1
Tableau Software Inc	1
Teach For America	10
The Broad Institute of Harvard and MIT	1
The Office of Prince Georges County County Council Member Derrick Leon Davis	1
The Ohio State University	1
The Smith	1
Trackmaven	1
Uncommon Schools	1
United Talent Agency	1
United Way Worldwide	1
University of Maryland medical center	2
Urban Teachers	1
US Department of Justice	1
UW medical Center	1
Virginia Repertory Theatre	1
Visionary Media Productions	1
Walt Disney Imagineering	1

Wayfair	1
Weil Cornell Medical School	1
Wells Fargo	1
Whiting Turner	1
Whole Foods Market	1
Woolly Mammoth Theatre Company	1
Youth Marketing Agency	1
Zerin Business Consulting	1

<b>Grand Total</b>	<b>238</b>
--------------------	------------

<b>Employer - Graduate/Professional</b>	<b>Frequency</b>
Alabama State University	1
Arc Montgomery	1
Arlington County	1
Aspen Dental	2
AT Kearney	1
Bill Fadel	1
Blavity	1
Boeing	2
Bron HealthCare Systems	1
Bronx Defenders	1
Brookdale Home Health	1
Brooklyn District Attorneys Office	1
Brooklyn Legal Services	1
Cincinnati Public Schools	1
Clark County Public Schools	1
Cleary Gottlieb Stein and Hamilton	1
CVS	4
DC Prep	1
Dc Public Schools	1
DC SAFE Inc	1
DCPS	1

Delaware State	1
Department of Interior	2
Department of Justice	1
DISA	1
ElevateTH Staffing	1
Eli Lilly	1
Fairfax Government	1
Fairleigh Dickinson University	1
Federal Government	1
Federal Reserve Board	1
First Baptist Church	1
Florida Hospital - Orlando	1
Fowler Firm	1
FP	1
Gibson Dunn Crutcher	1
Global Peace Foundation	1
Goodwin	1
Goodwin Procter LLP	1
Government of District of Columbia	1
Grubbs	1
Harris Teeter	1
House Foreign Affairs Committee	1
Howard University	8
Howard University Hospital	1
Intel	1
Internal Revenue Service	1
Judge Cathy Serrette	1
Kings County District Attorney	1
KPMG	3
Lighting Source	1
Lutheran Social Services of the National Capital Area	1
Magellan Health	1
Marshall March Funeral Home	1
MedStar Washington Hospial	1
Metrostar Systems	1

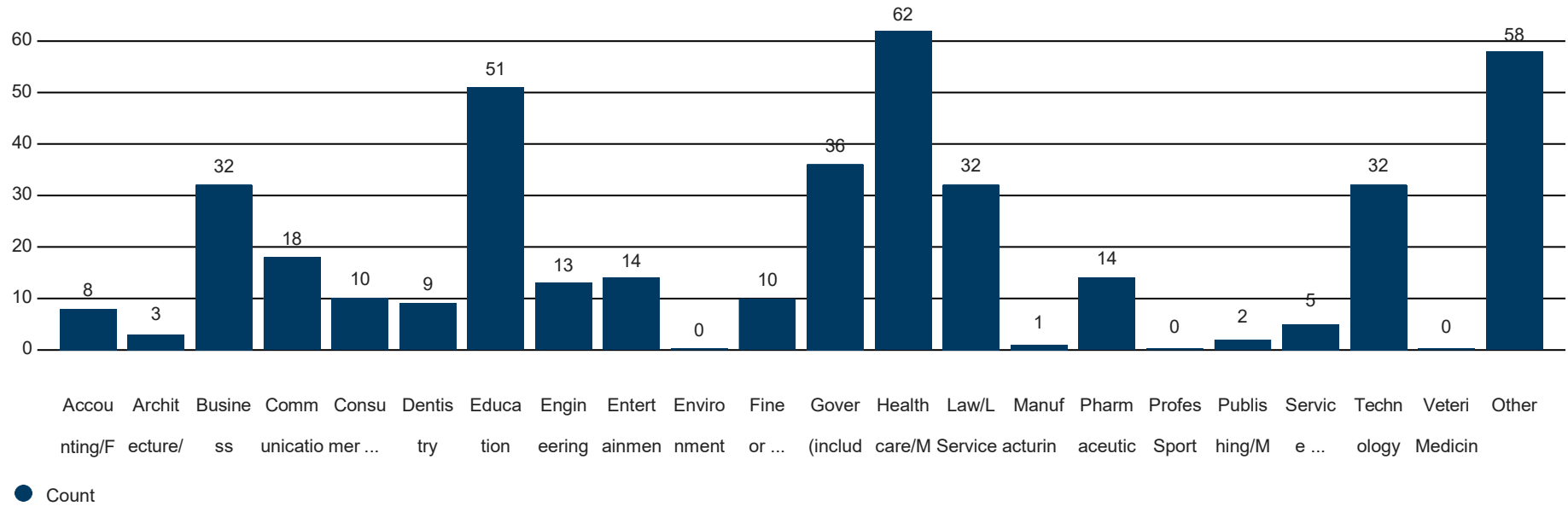
Middlesex County Family Court	1
MMG	1
Montefiore Medical Center	1
Montgomery County Public Schools	1
NationHouse Enterprises	1
New Jersey Public Defenders Office	2
New York City Law Department	1
NGA	1
Nixon Peabody	1
Pacific Dental Services	1
Pension Benefit Guaranty Corporation	1
Philadelphia District Attorneys Office	1
Prince Georges County Circuit Court	1
Prince William Juveniles Detention Center	1
PWC	1
Raytheon	1
Reynolds American	2
Rite Aid Pharmacy	1
Sasha Bruce Youthwork	1
Self-Employed	2
Shearman and Sterling LLP	1
Simpson Thacher and Bartlett LLP	1
Skadden	1
Skadden Arps Slate Meagher Flom LLP	1
Smithsonian Institution	1
The Academy of Motion Picture Arts and Sciences	1
The SEED Foundation	1
Universal Logistics	1
US Department of Education	1
Voices for a Second Chance	1
Volunteers of America Chesapeake	1
Weil Gotshal Manges LLP	1
White and Case LLP	1
White Case LLP	1
Woodley House Inc	1



Grand Total

109

Please select the industry that best matches your employer.



Field	Choice Count
Accounting/Financial Services	1.95% 8
Architecture/Design/Urban Planning	0.73% 3
Business	7.80% 32
Communications/Marketing/Advertising/PR	4.39% 18
Consumer Products/Retail	2.44% 10
Dentistry	2.20% 9

Education	12.44%	51
Engineering	3.17%	13
Entertainment/Film/Television	3.41%	14
Environment	0.00%	0
Fine or Performing Arts	2.44%	10
Government (including local, state, federal, and military service)	8.78%	36
Healthcare/Medical	15.12%	62
Law/Legal Services	7.80%	32
Manufacturing	0.24%	1
Pharmaceutical	3.41%	14
Professional Sports	0.00%	0
Publishing/Media/Journalism	0.49%	2
Service Programs (e.g. Peace Corps, AmeriCorps, etc.)	1.22%	5
Technology	7.80%	32
Veterinary Medicine	0.00%	0
Other	14.15%	58
Total		410

Please indicate your annual base salary in U.S. dollars.

Field	Min	Max	Mean	Standard Deviation	Responses
Please indicate your annual base salary in U.S. dollars. Do not include the \$ symbol.	0	194000	60159	40633	323

Please provide the following information about your volunteer assignment.

<b>Organization - Undergraduate</b>	<b>Frequency</b>
AmeriCorps	1
Blue skies	1
City Year	1
Dash Athletics	1
Martha's table	1
Peace Corps	2
Teach For America	2
<b>Grand Total</b>	<b>9</b>

---

<b>Organization - Graduate/Professional</b>	<b>Frequency</b>
Catchings Gentlemen's Thrift Store	1
<b>Grand Total</b>	<b>1</b>

Please provide the following information about your plans to continue your education.

School - Undergraduate	Frequency
<b>American University</b>	<b>2</b>
Film	1
Strategic Communications	1
<b>Arizona State University</b>	<b>2</b>
Health Care Delivery	1
Mass Communication (Journalism)	1
<b>Augusta University</b>	<b>1</b>
Dentistry	1
<b>Baylor University</b>	<b>1</b>
Medicine	1
<b>Boston University</b>	<b>2</b>
Political Science	2
<b>Bowie State University</b>	<b>1</b>
Communications	1
<b>Campbell Univeristy</b>	<b>1</b>
Law	1
<b>Case Western Reserve University</b>	<b>1</b>
Engineering and Management	1
<b>Columbia University</b>	<b>4</b>
Bioethics	2
Masters of Public Administration	1
Strategic Communication	1
<b>Cornell University</b>	<b>1</b>
Masters of Public Health	1
<b>Duke University</b>	<b>1</b>
Medicine	1
<b>Emory University</b>	<b>1</b>
Law	1
<b>Florida International University</b>	<b>1</b>

Electrical Engineering	1
<b>George Mason University</b>	<b>2</b>
Accounting	1
Masters of Athletic Training	1
<b>Georgetown University</b>	<b>2</b>
Biomedical Sciences Policy & Advocacy	1
Finance	1
<b>Hampton University</b>	<b>1</b>
Physical Therapy	1
<b>Howard University</b>	<b>11</b>
Dentistry	1
Finance	1
Law	2
Mathematics	1
Medicine	3
Pharmacy	1
Physical Therapy	1
School Psychology	1
<b>Howard University</b>	<b>4</b>
Dentistry	1
Law	1
Law	1
Medicine	1
<b>Johns Hopkins University</b>	<b>3</b>
Education	1
School of Advanced International Studies	1
Urban Teachers	1
<b>Louisiana State University</b>	<b>1</b>
Digital Media Arts and Engineering	1
<b>Louisville Presbyterian Theological Seminary</b>	<b>1</b>
Master of Divinity	1
<b>Loyola Marymount University</b>	<b>1</b>
Writing for the Screen	1
<b>Morgan State University</b>	<b>1</b>

Public health	1
<b>Northeastern University</b>	<b>1</b>
Law	1
<b>Ohio State University</b>	<b>1</b>
Ecology, Evolutionary, and Organismal Biology	1
<b>Ohio University</b>	<b>1</b>
Physics	1
<b>Perimeter Institute for Theoretical Physics</b>	<b>1</b>
Theoretical Physics	1
<b>Pratt institute</b>	<b>1</b>
Art therapy	1
<b>Prince Georges Community College</b>	<b>1</b>
EMT Certification	1
<b>Purdue University</b>	<b>1</b>
Aerospace Engineering	1
<b>Royal Holloway</b>	<b>1</b>
Elections, Campaigns and Democracy	1
<b>Rutgers University</b>	<b>3</b>
Law	1
Medical School	1
Urban Public Health	1
<b>Southern Methodist University</b>	<b>1</b>
Law	1
<b>Stanford University</b>	<b>1</b>
Bioengineering	1
<b>Syracuse University</b>	<b>1</b>
Law	1
<b>Temple University</b>	<b>1</b>
Epidemiology	1
<b>The Chicago School for Professional Psychology</b>	<b>1</b>
(blank)	1
<b>Towson University</b>	<b>1</b>
Biology	1
<b>Trinity University</b>	<b>1</b>



Teaching	1
<b>Tulane University</b>	<b>2</b>
Accounting	1
Epidemiology	1
<b>UC Hastings Law School</b>	<b>1</b>
Law	1
<b>University of Alabama at Birmingham</b>	<b>1</b>
Biomedical and Health Sciences	1
<b>University of California - Davis</b>	<b>2</b>
Ecology	1
Mechanical and Aerospace Engineering	1
<b>University of California - Irvine</b>	<b>1</b>
Innovation and Entrepreneurship	1
<b>University of California - Los Angeles</b>	<b>2</b>
Law	1
Mathematics	1
<b>University of California - San Diego</b>	<b>3</b>
Clinical Psychology	1
Pharmacy	1
Biological Sciences	1
<b>University of Chicago</b>	<b>5</b>
Cultural Anthropology	1
Law	1
Social work	1
Sociology	2
<b>University of Manchester</b>	<b>1</b>
Art	1
<b>University of Maryland</b>	<b>1</b>
Criminal Justice	1
<b>University of Michigan at Ann Arbor</b>	<b>2</b>
Post-baccalaureate	2
<b>University of Missouri</b>	<b>1</b>
Accounting	1
<b>University of Pennsylvania</b>	<b>1</b>

Veterinary Medicine	1
<b>University of Pittsburgh</b>	<b>1</b>
Philosophy	1
<b>University of San Francisco</b>	<b>1</b>
Law	1
<b>University of Virginia</b>	<b>2</b>
Law	2
<b>Wayne State University</b>	<b>1</b>
Biological Science	1
<b>Wright State University</b>	<b>1</b>
Medicine	1
<b>Yale University</b>	<b>3</b>
Master in Public Health	2
Medicine	1
<b>Grand Total</b>	<b>96</b>

<b>School - Graduate/Professional</b>	<b>Frequency</b>
<b>Catholic University of America</b>	<b>1</b>
Social Work	1
<b>Cleveland Clinic</b>	<b>1</b>
GPR	1
<b>East Carolina University</b>	<b>1</b>
Dentistry	1
<b>Harvard University</b>	<b>1</b>
New Testament	1
<b>Howard University</b>	<b>12</b>
Social Work	1
(blank)	2
Dentistry	2
Medicine	2
Advance Education in General Dentistry	1
LLM	1
Cybersecurity	1

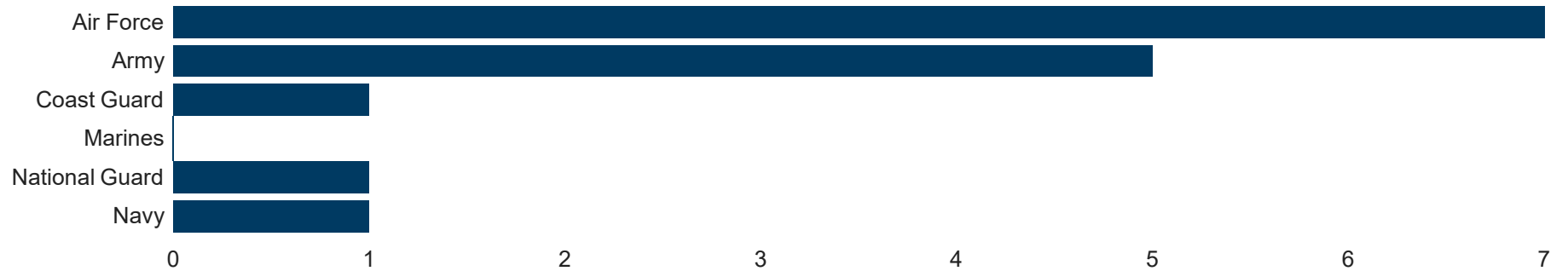
Mathematics	1
African Studies	1
<b>Jacobi Medical center</b>	<b>1</b>
Dental Anesthesiology	1
<b>NYU Langone Hospital</b>	<b>1</b>
General Practice Residency	1
<b>Penn State Health</b>	<b>1</b>
General Practice Residency	1
<b>Rutgers University</b>	<b>1</b>
Pediatric Dentistry	1
<b>The State University of New York - Buffalo</b>	<b>1</b>
PG Residency Orthodontics	1
<b>Tufts University</b>	<b>1</b>
Orthodontics	1
<b>Tuskegee University</b>	<b>1</b>
Public Policy	1
<b>University of Maryland College Park</b>	<b>1</b>
Chemical Engineering	1
<b>University of Pittsburgh</b>	<b>1</b>
Dental Anesthesiology Residency	1
<b>University of Rochester</b>	<b>1</b>
Pediatric Dentistry	1
<b>University of Southern California</b>	<b>2</b>
Advanced Dental Residency	1
(blank)	1
<b>Grand Total</b>	<b>28</b>

Please select the area your continuing education program best aligns with.

Field	Choice Count
Arts and Humanities	5.84% 8
Biological and physical sciences, science technology, mathematics, & agricultural sciences	17.52% 24
Business	5.11% 7
Computer and Information Sciences	0.73% 1
Dentistry	13.14% 18
Education	3.65% 5
Engineering and Engineering Technology	5.84% 8
Law	15.33% 21
Medicine	13.87% 19

Nursing	0.73%	1
Pharmacy	1.46%	2
Seminary	1.46%	2
Social Sciences	14.60%	20
Veterinary Medicine	0.73%	1
Total		137

Please provide the service branch for your U.S. military assignment.



Field	Choice Count
Air Force	46.67% 7
Army	33.33% 5
Coast Guard	6.67% 1
Marines	0.00% 0
National Guard	6.67% 1
Navy	6.67% 1
Total	15