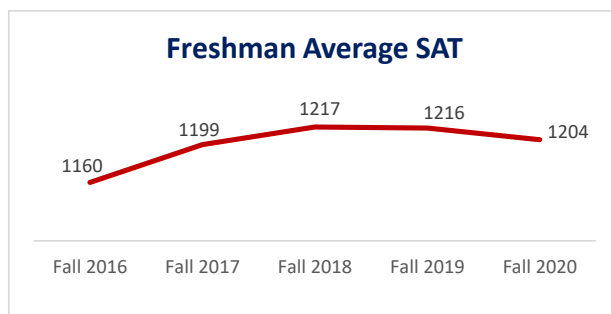
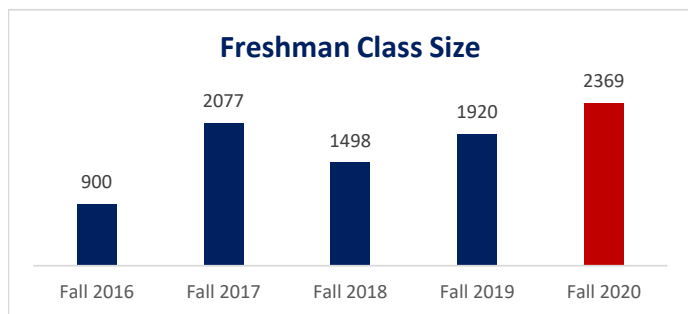


## Fall 2020 Full-Time Freshman Profile

Official - As of October 23, 2020

Prepared by: Office of Institutional Research



College/School	N	%
College of Arts & Sciences	1237	52%
College of Engineering & Arch	284	12%
College of Nurs & AH Sci	282	12%
School of Business	358	15%
School of Communications	174	7%
School of Education	34	1%
<b>Total</b>	<b>2369</b>	<b>100%</b>

Gender	N	%
Female	1712	72%
Male	657	28%
<b>Total</b>	<b>2369</b>	<b>100%</b>

Race/Ethnicity	N	%
American Indian or Alaska Native	27	1%
Asian	198	8%
Black or African American	1213	51%
Hispanic	177	7%
Native Hawaiian or Other Pacific Islander	9	0%
Non-Resident Alien	99	4%
Two or more races	103	4%
White	10	0%
Race/Ethnicity Unknown	533	22%
<b>Total</b>	<b>2369</b>	<b>100%</b>

RESIDENCY	N	%
District of Columbia	10	0%
Foreign (Non-Resident Alien)	99	4%
Out of State	2260	95%
<b>Total</b>	<b>2369</b>	<b>100%</b>

\*Non-Resident Alien are students studying in the U.S. on visas.

FINANCIAL AID	N	%
PELL ELIGIBLE	1204	51%
PELL RECIPIENT	1119	47%
FIRST GENERATION	327	14%

\*Financial aid award year 2020-21 closes on September 30, 2021. In this report, enrolled students are reported as Pell Recipients if they accepted funds as of October 23, 2020.

\*First Generation is defined as both parents not having post secondary education.

SAT by College/School	Avg SAT	Med. SAT
College of Arts & Sciences	1203	1190
College of Engineering & Arch	1258	1250
College of Nurs & AH Sci	1189	1170
School of Business	1191	1180
School of Communications	1182	1170
School of Education	1158	1140
<b>Total</b>	<b>1204</b>	<b>1180</b>

SAT Bands	N	%
1400 - 1600	67	4%
1300 - 1399	227	12%
1200 - 1299	508	28%
1100 - 1199	900	49%
1000 - 1099	125	7%
Under 1000	17	1%
<b>Total</b>	<b>1844</b>	<b>100%</b>

**No SAT** 525

25th - 75th Percentile: 1140 - 1260

HS Rank (Cumulative Percent)	N	%
Top 10%	255	24%
Top 25%	624	59%
Top 50%	945	89%
Bottom 50%	114	11%
Bottom 25%	6	1%
<b>Total</b>	<b>1059</b>	<b>100%</b>

**HS Rank not submitted** 1310

% Submitting HS Rank 45%

HS GPA	N	%
3.75 - 4.00	891	38%
3.50 - 3.74	690	29%
3.25 - 3.49	449	19%
3.00 - 3.24	285	12%
2.00 - 2.99	31	1%
<b>Total</b>	<b>2346</b>	<b>100%</b>

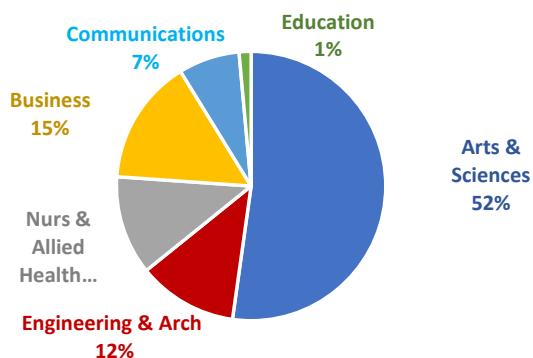
**HS GPA unknown** 23

Average HS GPA 3.60

## Fall 2020 Full-Time Freshman Profile

Official - As of October 23, 2020

Prepared by: Office of Institutional Research



Top 5 Declared Majors	N	N
Biology	330	14%
Political Science	210	9%
Psychology	170	7%
Nursing	141	6%
Media, Journalism & Film Comm	132	6%
Other Major	1386	59%
<b>Total</b>	<b>2369</b>	<b>100%</b>

College of Arts & Sciences		
Program		N
B.A. in African Studies	AFRS	7
B.A. in Afro-American Studies	AFAM	19
B.A. in Criminology	CRIM	83
B.A. in Economics	ECON	25
B.A. in English	ENGL	28
B.A. in History	HIST	19
B.A. in Interdisciplinary Studies	INTS	20
B.A. in Philosophy	PHIL	13
B.A. in Political Science	POLS	210
B.A. in Sociology	SOCI	35
B.A. in Spanish	SPAN	1
B.S. in Biology	BIOL	330
B.S. in Chemistry	CHEM	48
B.S. in Health Education	HLED	1
B.S. in Human Performance	HUPF	21
B.S. in Leisure Studies	LEST	3
B.S. in Mathematics	MATH	17
B.S. in Physics	PHYS	9
B.S. in Psychology	PSYC	170
Bachelor of Music	MUSC	18
B.F.A.	ART	21
B.F.A.	THEA	34
B.A. in Undecided Arts & Sciences	0000	105
<b>Arts &amp; Sciences Total</b>		<b>1237</b>

College of Nursing & Allied Health Sciences		
Program		N
B.S. in Clinical Lab Science	CLAB	9
B.S. in Health Science	HLSC	122
B.S. in Nursing	NURS	141
B.S. in Nutritional Sciences	NTRS	8
B.S. in Radiation Therapy Tech	RADT	2
<b>Nursing &amp; Allied Health Sciences Total</b>		<b>282</b>

School of Business		
Program		N
B.B.A. in Accounting	ACCT	34
B.B.A. in Finance	FINC	78
B.B.A. in Information Systems	INSA	17
B.B.A. in International Business	INTB	58
B.B.A. in Management	MGMT	80
B.B.A. in Marketing	MKTG	86
B.B.A. in Supply Chain Management	SCMT	5
<b>Business Total</b>		<b>358</b>

School of Communications		
Program		N
B.A. in Media, Journ. & Film Comm	MJFC	132
B.A. in Strategic, Legal & Mgmt Comm	SLMC	42
<b>Communications Total</b>		<b>174</b>

School of Education		
Program		N
B.S. in Elementary Education	ELEM	24
B.S. in Human Development	HUMD	10
<b>Education Total</b>		<b>34</b>
<b>Grand Total</b>		<b>2369</b>

College of Engineering & Architecture		
Program		N
Bachelor of Architecture	ARCH	36
B.S. in Chemical Engineering	CHEG	30
B.S. in Civil Engineering	CIVL	28
B.S. in Computer Engineering	COEG	32
B.S. in Computer Sciences	COSI	88
B.S. in Electrical Engineering	ELEC	17
B.S. in Mechanical Engineering	MECH	53
<b>Engineering &amp; Architecture Total</b>		<b>284</b>