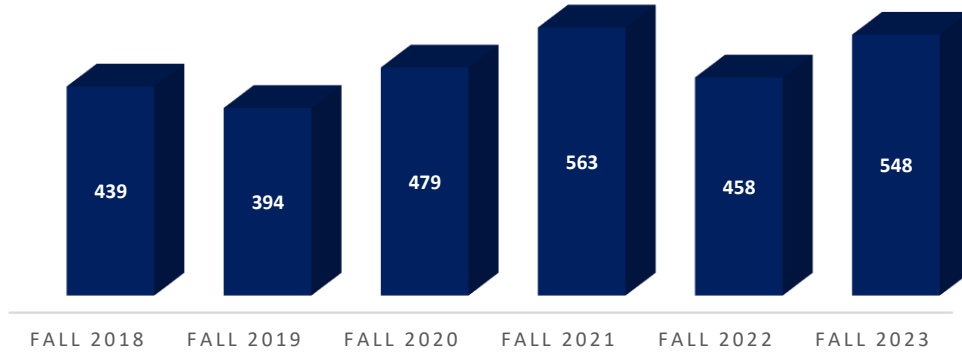


FALL 2023 FTG STUDENTS PROFILE

FTG COUNT BY TERM



Gender	Female		Male		Total	
	N	%	N	%	N	%
Class Size	368	67%	180	33%	548	100%

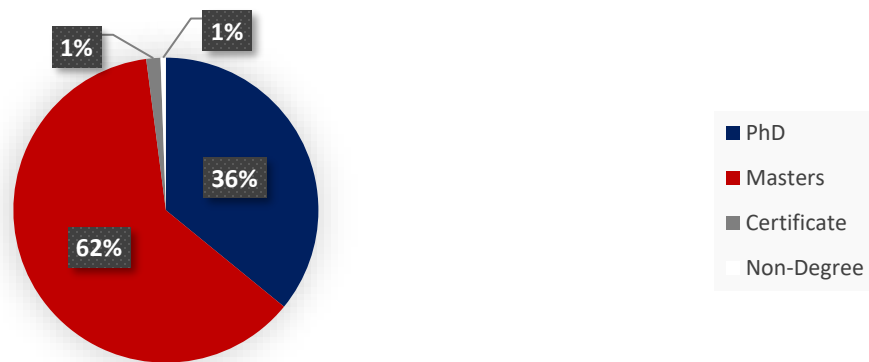
College/School	Female	Male	Total	%
College of Fine Arts	2	4	6	1%
College of Nurs & AH Sci	59	6	65	12%
Graduate School	133	95	228	42%
School of Business	31	35	66	12%
School of Communications	5	5	10	2%
School of Divinity	12	8	20	4%
School of Education	16	6	22	4%
Total	368	180	548	100%

Race-Ethnicity	N	%
American Indian or Alaska Native	2	0%
Asian	9	2%
Black or African American	395	72%
Hispanic	26	5%
Two or more races	14	3%
U.S. Nonresident	57	10%
Unknown/Not Reported	24	4%
White	21	4%
Total	548	100%

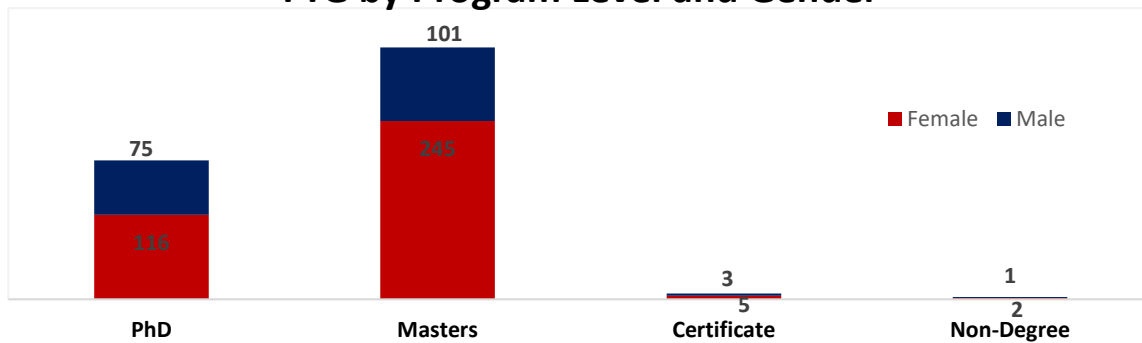
Classification	N	%
Full-time	430	78%
Part-time	118	22%
Total	548	100%

FALL 2023 FTG STUDENTS PROFILE

FTG by Program Level



FTG by Program Level and Gender



Citizenship	N	%
U.S. Residents	479	87%
Foreign (Non-Resident Alien)	58	11%
Unknown/Not Reported	11	2%
Total	548	100%

Number of States Represented		36	
Top 10 States	N	%	
Maryland	109	20%	
Virginia	51	9%	
District of Columbia	37	7%	
Florida	33	6%	
Texas	30	5%	
California	29	5%	
Georgia	27	5%	
North Carolina	27	5%	
New York	21	4%	
Pennsylvania	13	2%	

FALL 2023 FTG STUDENTS PROFILE

Number of Countries Represented			23
Top 10 Countries with the Highest Yield			
	N	%	
Nigeria	13	2.4%	
Ghana	7	1.3%	
India	5	0.9%	
Bangladesh	4	0.7%	
Ethiopia	4	0.7%	
Jamaica	3	0.5%	
Bahamas	2	0.4%	
Iran	2	0.4%	
Nepal	2	0.4%	
Saudi Arabia	2	0.4%	

Top 10 Majors			N	%
Social Work	136	25%		
Business Administration	40	7%		
Occupational Therapy	39	7%		
Applied Data Science Analytics	31	6%		
Physician Assistant	20	4%		
Religion	20	4%		
Economics	19	3%		
Finance	19	3%		
Comm Sciences and Disorders	17	3%		
Educ Leadership & Policy	16	3%		

College of Fine Arts			
Program	FA23	FA22	% Change
MFA-Art	4	5	-20%
MMUSC-Music	2	1	100%
Total	6	6	0%

College of Nurs & AH Sci			
Program	FA23	FA22	% Change
MPAS-Physician Assistant	20	0	
DPT-Physical Therapy	0	10	-100%
MSN-Nursing	6	2	200%
OTD-Occupational Therapy	39	32	22%
Total	65	44	48%

FALL 2023 FTG STUDENTS PROFILE

Graduate School			
Program	FA23	FA22	% Change
CERFP-Faculty Preparation	0	1	-100%
CERCS-Computer Science	4	0	
CERIS-International Studies	2	4	-50%
CERWS-Women Studies	2	0	
MA-Economics	9	2	350%
MA-History	1	1	0%
MA-Political Science	12	0	
MA-Sociology	1	5	-80%
MCS-Computer Science	2	2	0%
MPH-Public Health	5	5	0%
MS-Applied Data Science Analytics	31	0	
MS-Atmospheric Sciences	2	2	0%
MS-Chemical Engineering	3	1	200%
MS-Chemistry	0	1	-100%
MS-Comm Sciences and Disorders	14	12	17%
MS-Medical Physics	1	1	0%
MS-Nutritional Sciences	3	0	
NODEG-Undetermined	3	0	
PHD-African Studies	8	2	300%
PHD-Anatomy	1	1	0%
PHD-Atmospheric Sciences	2	4	-50%
PHD-Biochemistry	1	0	
PHD-Biology	6	4	50%
PHD-Chemistry	5	5	0%
PHD-Civil Engineering	1	1	0%
PHD-Comm Sciences and Disorders	3	0	
PHD-Comm, Culture & Media Studies	6	1	500%
PHD-Computer Science	6	5	20%
PHD-Counseling Psychology	6	6	0%
PHD-Economics	10	3	233%
PHD-Educational Psychology	0	2	-100%
PHD-Electrical Engineering	7	4	75%
PHD-English	6	4	50%
PHD-Higher Edu Lead & Pol Studies	9	7	29%
PHD-History	3	3	0%
PHD-Mathematics	8	0	
PHD-Mechanical Engineering	2	0	
PHD-Microbiology	0	7	-100%
PHD-Nutritional Sciences	3	1	200%
PHD-Pharmaceutical Science	6	3	100%
PHD-Pharmacology	1	0	
PHD-Physics	6	1	500%

FALL 2023 FTG STUDENTS PROFILE

PHD-Physiology	3	1	200%
PHD-Political Science	3	1	200%
PHD-Psychology	8	9	-11%
PHD-School Psychology	4	3	33%
PHD-Social Work	5	4	25%
PHD-Sociology	4	2	100%
Total	228	121	88%

School of Business			
Program	FA23	FA22	% Change
EMBA-Business Administration	16	19	-16%
MACC-Accounting	7	5	40%
MBA-Business Administration	24	29	-17%
MSFN-Finance	19	5	280%
Total	66	58	14%

School of Communications			
Program	FA23	FA22	% Change
MFAF-Film	10	7	43%
PHD-Comm, Culture & Media Studies	0	7	-100%
Total	10	14	-29%

School of Divinity			
Program	FA23	FA22	% Change
DMIN-Religion	6	9	-33%
MA-Religion	0	1	-100%
MARS-Religion	0	1	-100%
MDIV-Religion	14	15	-7%
Total	20	26	-23%

School of Education			
Program	FA23	FA22	% Change
EDD-Educ Leadership & Policy	13	4	225%
MED-Educ Leadership & Policy	3	5	-40%
MED-School Psychology	6	4	50%
MED-Special Education	0	6	-100%
Total	22	19	16%

School of Social Work			
Program	FA23	FA22	% Change
MSW-Social Work	131	169	-22%
Total	131	169	-22%