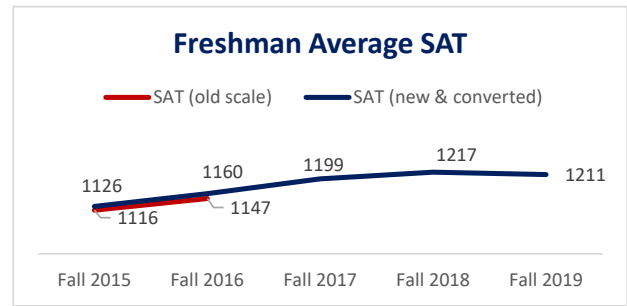
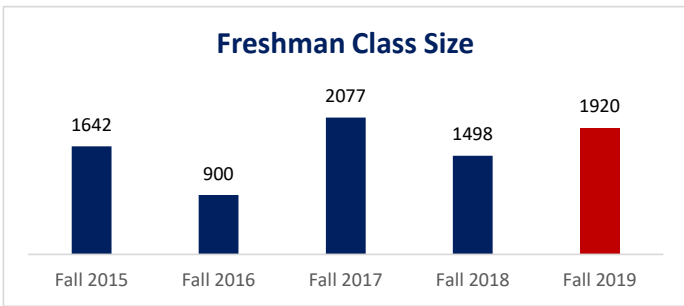


Fall 2019 Full-Time Freshman Profile

Official - As of October 18, 2019

Prepared by: Office of Institutional Research



College/School	N	%
College of Arts & Sciences	1052	55%
College of Engineering & Arch	222	12%
College of Nurs & AH Sci	189	10%
School of Business	281	15%
School of Communications	153	8%
School of Education	23	1%
Total	1920	100%

SAT by College/School	Avg SAT
College of Arts & Sciences	1211
College of Engineering & Arch	1258
College of Nurs & AH Sci	1177
School of Business	1210
School of Communications	1186
School of Education	1190
Total	1211

Gender	N	%
Female	1423	74%
Male	497	26%
Total	1920	100%

SAT bands	N	%
1400 - 1600	87	6%
1300 - 1399	184	12%
1200 - 1299	477	32%
1100 - 1199	681	45%
1000 - 1099	68	5%
Under 1000	8	1%
Total	1505	100%

Race/Ethnicity	N	%
American Indian or Alaska Native	98	5%
Asian	7	0%
Black or African American	1013	53%
Hispanic	134	7%
Native Hawaiian or Other Pacific Islander	5	0%
Non-Resident Alien	62	3%
Two or more races	50	3%
White	10	1%
Race/Ethnicity Unknown	541	28%
Total	1920	100%

No SAT 415

25th - 75th Percentile: 1145 - 1260

Residency	N	%
District of Columbia	15	1%
Foreign (Non-Resident Alien)	62	3%
Out of State	1843	96%
Total	1920	100%

HS Rank	N	%
Top 10%	289	29%
Top 25%	338	34%
Top 50%	273	28%
Bottom 50%	76	8%
Bottom 25%	12	1%
Total	988	100%

*Non-Resident Alien are students studying in the U.S. on visas.

HS Rank not submitted 932

% Submitting HS Rank 51%

FINANCIAL AID	N	%
PELL ELIGIBLE	1011	53%
PELL RECIPIENT	861	45%
FIRST GENERATION	249	13%

HS GPA	N	%
3.75 - 4.00	720	38%
3.50 - 3.74	541	29%
3.25 - 3.49	332	18%
3.00 - 3.24	261	14%
2.00 - 2.99	36	2%
1.00 - 1.99	1	0%
Total	1891	100%

*Financial aid award year 2019-20 closes on September 30, 2020. In this report, Fall 2019 enrolled students are reported as Pell Recipients if they were awarded funds as of November 22, 2019.

HS GPA unknown 29

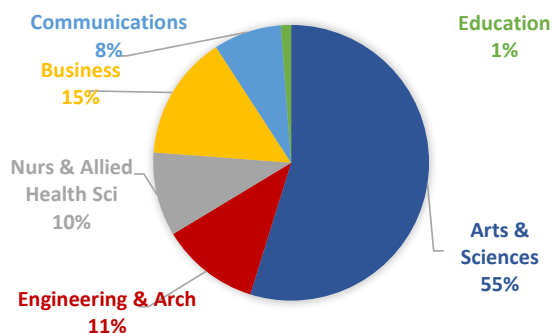
Average HS GPA 3.60

*First Generation is defined as both parents not having post secondary education.

Fall 2019 Full-Time Freshman Profile

Official - As of October 18, 2019

Prepared by: Office of Institutional Research



Top 5 Declared Majors	N
Biology	294
Political Science	165
Psychology	130
Media, Journalism & Film Comm	114
Computer Science	89
Total	792

College of Arts & Sciences		
Program		N
B.A. in African Studies	AFRS	6
B.A. in Afro-American Studies	AFAM	21
B.A. in Criminology	CRIM	52
B.A. in Economics	ECON	19
B.A. in English	ENGL	22
B.A. in History	HIST	11
B.A. in Interdisciplinary Studies	INTS	18
B.A. in Philosophy	PHIL	10
B.A. in Political Science	POLS	165
B.A. in Sociology	SOCI	42
B.A. in Spanish	SPAN	6
B.S. in Biology	BIOL	294
B.S. in Chemistry	CHEM	38
B.S. in Health Education	HLED	3
B.S. in Human Performance	HUPF	30
B.S. in Leisure Studies	LEST	5
B.S. in Mathematics	MATH	12
B.S. in Physics	PHYS	10
B.S. in Psychology	PSYC	130
B.S. in Sociology	SOCI	1
B.F.A.	THEA	58
B.MUSC.	MUSC	17
B.A. in Undecided Arts & Sciences	0000	82
Arts & Sciences Total		1052

College of Nursing & Allied Health Sciences		
Program		N
B.S. in Clinical Lab Science	CLAB	12
B.S. in Health Science	HLSC	70
B.S. in Nursing	NURS	88
B.S. in Nutritional Sciences	NTRS	14
B.S. in Radiation Therapy Tech	RADT	5
Nursing & Allied Health Sciences Total		189

School of Business		
Program		N
B.B.A. in Accounting	ACCT	21
B.B.A. in Finance	FINC	52
B.B.A. in Information Systems	INSA	17
B.B.A. in International Business	INTB	47
B.B.A. in Management	MGMT	60
B.B.A. in Marketing	MKTG	63
B.B.A. in Supply Chain Management	SCMT	21
Business Total		281

School of Communications		
Program		N
B.A. in Communication	SCOM	2
B.A. in Journalism	JOUR	1
B.A. in Media, Journ. & Film Comm	MJFC	114
B.A. in Strategic, Legal & Mgmt Comm	SLMC	36
Communications Total		153

College of Engineering & Architecture		
Program		N
B.ARCH.	ARCH	25
B.S. in Chemical Engineering	CHEG	15
B.S. in Civil Engineering	CIVL	24
B.S. in Computer Engineering	COEG	16
B.S. in Computer Sciences	COSI	89
B.S. in Electrical Engineering	ELEC	9
B.S. in Mechanical Engineering	MECH	44
Engineering & Architecture Total		222

School of Education		
Program		N
B.S. in Elementary Education	ELEM	15
B.S. in Human Development	HUMD	8
Education Total		23
Total		1920