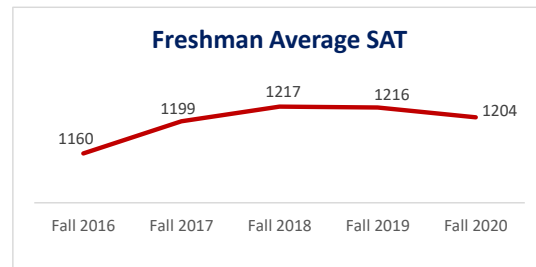
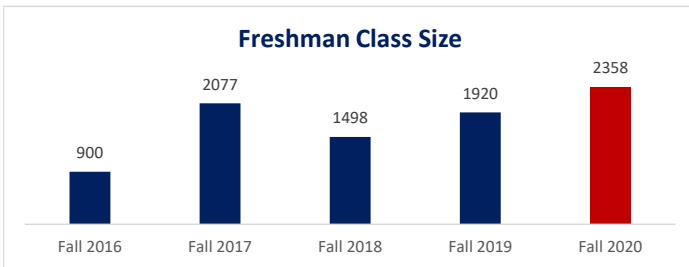


Fall 2020 Full-Time Freshman Profile

Official - As of October 23, 2020

Prepared by: Office of Institutional Research



College/School	N	%
College of Arts & Sciences	1230	52%
College of Engineering & Arch	282	12%
College of Nurs & AH Sci	281	12%
School of Business	357	15%
School of Communications	174	7%
School of Education	34	1%
Grand Total	2358	100%

Gender	N	%
Female	1703	72%
Male	655	28%
Total	2358	100%

Race/Ethnicity	N	%
American Indian or Alaska Native	27	1%
Asian	197	8%
Black or African American	1212	51%
Hispanic	176	7%
Native Hawaiian or Other Pacific Islander	9	0.38%
Non-Resident Alien	98	4%
Two or more races	103	4%
White	10	0.42%
Race/Ethnicity Unknown	526	22%
Total	2358	100%

RESIDENCY	N	%
District of Columbia	10	0.42%
Foreign (Non-Resident Alien)	98	4%
State unknown	5	0.21%
Out of State	2245	95%
Total	2358	100%

*Non-Resident Alien are students studying in the U.S. on visas.

FINANCIAL AID	N	%
PELL ELIGIBLE	1197	51%
PELL RECIPIENT	1112	47%
FIRST GENERATION	325	14%

*Financial aid award year 2020-21 closes on September 30, 2021. In this report, enrolled students are reported as Pell Recipients if they accepted funds as of October 23, 2020.

*First Generation is defined as both parents not having post secondary education.

SAT by College/School	Avg SAT	Med. SAT
College of Arts & Sciences	1203	1190
College of Engineering & Arch	1258	1250
College of Nurs & AH Sci	1189	1170
School of Business	1191	1180
School of Communications	1182	1170
School of Education	1158	1140
Total	1204	1180

SAT Bands	N	%
1400 - 1600	76	4%
1300 - 1399	237	13%
1200 - 1299	537	29%
1100 - 1199	885	48%
1000 - 1099	93	5%
Under 1000	7	0.38%
Total	1835	100%
No SAT	523	

25th - 75th Percentile: 1140 - 1260

HS Rank (Cumulative Percent)	N	%
1 - top 10%	289	27%
2 - top 25%	622	59%
3 - top 50%	941	89%
4 - bottom 50%	113	11%
5 - bottom 25%	6	1%

Total	1054	100%
HS Rank not submitted	1304	
% Submitting HS Rank	45%	

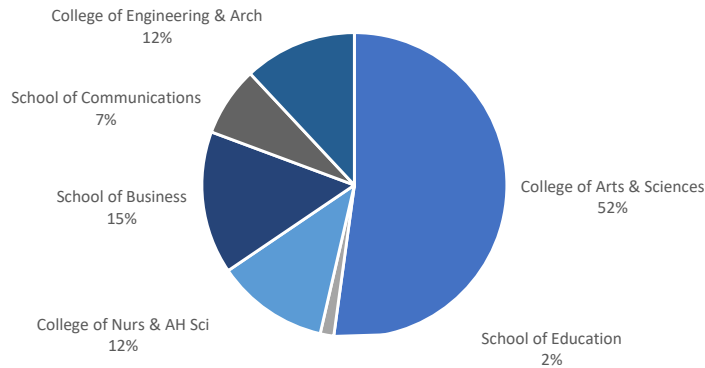
HS GPA	N	%
3.75 - 4.00	888	38%
3.50 - 3.74	685	29%
3.25 - 3.49	448	19%
3.00 - 3.24	283	12%
2.00 - 2.99	31	1%

Total	2335	100%
HS GPA unknown	23	
Average HS GPA	3.60	

Fall 2020 Full-Time Freshman Profile

Official - As of October 23, 2020

Prepared by: Office of Institutional Research



Top 5 Declared Majors	N	N
Biology	328	14%
Political Science	210	9%
Psychology	170	7%
Nursing	141	6%
Media, Journalism & Film Comm	132	6%
Other major	1377	58%
Total	2358	100%

College of Arts & Sciences		
Program		N
B.A. in Afro-American Studies	AFAM	18
B.A. in African Studies	AFRS	7
B.F.A.	ART	21
B.S. in Biology	BIOL	328
B.S. in Chemistry	CHEM	48
B.A. in Criminology	CRIM	83
B.A. in Economics	ECON	25
B.A. in English	ENGL	28
B.A. in History	HIST	18
B.S. in Health Education	HLED	1
B.S. in Human Performance	HUPF	20
B.A. in Interdisciplinary Studies	INTS	20
B.S. in Leisure Studies	LEST	3
B.S. in Mathematics	MATH	17
Bachelor of Music	MUSC	18
B.A. in Philosophy	PHIL	13
B.S. in Physics	PHYS	9
B.A. in Political Science	POLS	210
B.S. in Psychology	PSYC	170
B.A. in Sociology	SOCI	35
B.A. in Spanish	SPAN	1
B.F.A.	THEA	34
B.A. in Undecided Arts & Sciences	0000	103
Arts & Sciences Total		1230

College of Nursing & Allied Health Sciences		
Program		N
B.S. in Clinical Lab Science	CLAB	9
B.S. in Health Management	HLMN	12
B.S. in Health Science	HLSC	109
B.S. in Nutritional Sciences	NTRS	8
B.S. in Nursing	NURS	141
B.S. in Radiation Therapy Tech	RADT	2
Nursing & Allied Health Sciences Total		281

School of Business		
Program		N
B.B.A. in Accounting	ACCT	34
B.B.A. in Finance	FINC	78
B.B.A. in Information Systems	INSA	17
B.B.A. in International Business	INTB	57
B.B.A. in Management	MGMT	80
B.B.A. in Marketing	MKTG	86
B.B.A. in Supply Chain Management	SCMT	5
Business Total		357

School of Communications		
Program		N
B.A. in Media, Journ. & Film Comm	MJFC	132
B.A. in Strategic, Legal & Mgmt Comm	SLMC	42
Communications Total		174

College of Engineering & Architecture		
Program		N
Bachelor of Architecture	ARCH	36
B.S. in Chemical Engineering	CHEG	30
B.S. in Civil Engineering	CIVL	28
B.S. in Computer Engineering	COEG	31
B.S. in Computer Sciences	COSI	88
B.S. in Electrical Engineering	ELEC	17
B.S. in Mechanical Engineering	MECH	52
Engineering & Architecture Total		281

School of Education		
Program		N
B.S. in Elementary Education	ELEM	24
B.S. in Human Development	HUMD	10
Education Total		34
Grand Total		2358