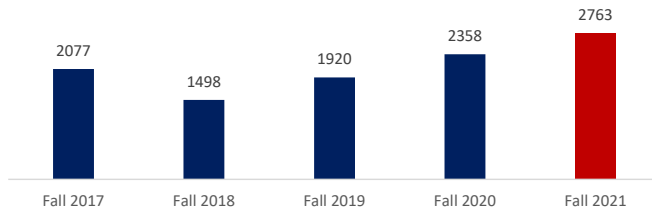


Fall 2021 Full-Time Freshman Profile

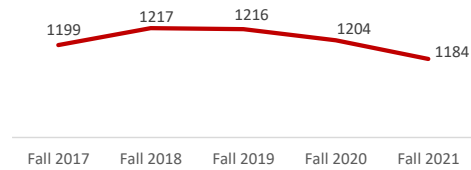
Official - As of October 22, 2021

Prepared by: Office of Institutional Research

Freshman Class Size



Freshman Average SAT



College/School	N	%
College of Arts & Sciences	1376	50%
College of Engineering & Arch	323	12%
College of Fine Arts	118	4%
College of Nurs & AH Sci	365	13%
School of Business	358	13%
School of Communications	194	7%
School of Education	29	1%
Total	2763	100%

Gender	N	%
Female	2057	74%
Male	706	26%
Total	2763	100%

Race/Ethnicity	N	%
American Indian or Alaska Native	3	0%
Asian	99	4%
Black or African American	1822	66%
Hispanic	168	6%
Native Hawaiian or Other Pacific Islander	3	0%
Two or more races	127	5%
White	4	0%
Non-Resident Alien	92	3%
Race/Ethnicity Unknown	445	16%
Total	2763	100%

RESIDENCY	N	%
District of Columbia	37	1%
Foreign (Non-Resident Alien)	96	3%
out of state	2628	95%
Unknown/Not Reported	2	0%
Total	2763	100%

*Non-Resident Alien are students studying in the U.S. on visas.

FINANCIAL AID	N	%
PELL ELIGIBLE	1215	44%
PELL RECIPIENT	1135	41%
FIRST GENERATION	327	12%

*Financial aid award year 2021-22 closes on September 30, 2022. In this report, enrolled students are reported as Pell Recipients if they accepted funds as of October 22, 2021.

*First Generation is defined as both parents not having post secondary education.

SAT by College/School	Avg SAT	Med. SAT
College of Arts & Sciences	1192	1190
College of Engineering & Arch	1255	1260
College of Fine Arts	1127	1120
College of Nurs & AH Sci	1150	1130
School of Business	1155	1140
School of Communications	1128	1130
School of Education	1128	1110
Total	1184	1180

SAT Bands	N	%
1400 - 1600	57	2%
1300 - 1399	105	4%
1200 - 1299	157	6%
1100 - 1199	232	8%
1000 - 1099	119	4%
Under 1000	63	2%
Total	733	100%

No SAT 2030

*In Fall 2020, Howard University moved to a Test Optional Institution status for the entering FTIC in Fall 2021

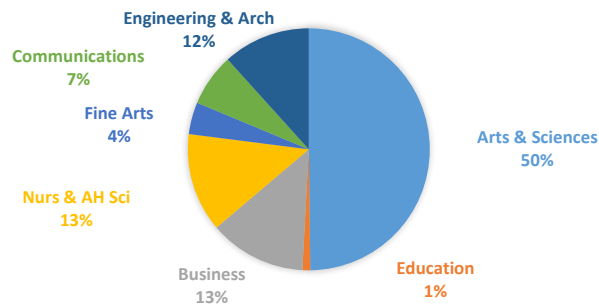
25th - 75th Percentile: 1100 - 1270

HS GPA	N	%
3.75-4	1212	44%
3.5-3.74	930	34%
3.25-3.49	393	14%
3-3.24	205	7%
2-2.99	9	0%
Total	2749	100%
HS GPA unknown	14	
Average HS GPA	3.66	

Fall 2021 Full-Time Freshman Profile

Official - As of October 22, 2021

Prepared by: Office of Institutional Research



Top 5 Declared Majors	N	N
Biology	397	14%
Political Science	235	9%
Psychology	213	8%
Nursing	169	6%
Media, Journalism & Film Comm	157	6%
Other Major	1592	58%
Total	2763	100%

College of Arts & Sciences			
Program		N	
B.A. in Afro-American Studies	AFAM	24	
B.A. in African Studies	AFRS	13	
B.A. in Art History	ARTH	1	
B.S. in Biology	BIOL	397	
B.S. in Chemistry	CHEM	68	
B.A. in Criminology	CRIM	118	
B.A. in Economics	ECON	34	
B.A. in English	ENGL	29	
B.A. in French	FREN	1	
B.A. in History	HIST	16	
B.S. in Health Education	HLED	5	
B.S. in Human Performance	HUPF	35	
B.A. in Interdisciplinary Studies	INTS	23	
B.S. in Leisure Studies	LEST	10	
B.S. in Mathematics	MATH	19	
B.A. in Philosophy	PHIL	7	
B.S. in Physics	PHYS	10	
B.A. in Political Science	POLS	235	
B.S. in Psychology	PSYC	213	
B.A. in Sociology	SOCI	26	
B.A. in Spanish	SPAN	3	
B.A. in Undecided Arts & Sciences	0000	89	
Arts & Sciences Total		1376	

College of Nursing & Allied Health Sciences			
Program		N	
B.S. in Clinical Lab Science	CLAB	24	
B.S. in Health Management	HLMN	21	
B.S. in Health Science	HLSC	132	
B.S. in Nutritional Sciences	NTRS	16	
B.S. in Nursing	NURS	169	
B.S. in Radiation Therapy Tech	RADT	3	
Nursing & Allied Health Sciences Total		365	

School of Business			
Program		N	
B.B.A. in Accounting	ACCT	29	
B.B.A. in Finance	FINC	52	
B.B.A. in Information Systems	INSA	20	
B.B.A. in International Business	INTB	58	
B.B.A. in Management	MGMT	91	
B.B.A. in Marketing	MKTG	97	
B.B.A. in Supply Chain Management	SCMT	11	
Business Total		358	

School of Communications			
Program		N	
B.A. in Media, Journ. & Film Comm	MJFC	157	
B.A. in Strategic, Legal & Mgmt Comr	SLMC	37	
Communications Total		194	

College of Engineering & Architecture			
Program		N	
Bachelor of Architecture	ARCH	50	
B.S. in Chemical Engineering	CHEG	22	
B.S. in Civil Engineering	CIVL	29	
B.S. in Computer Engineering	COEG	27	
B.S. in Computer Sciences	COSI	119	
B.S. in Electrical Engineering	ELEC	23	
B.S. in Mechanical Engineering	MECH	53	
Engineering & Architecture Total		323	

School of Education			
Program		N	
B.S. in Elementary Education	ELEM	19	
B.S. in Human Development	HUMD	10	
Education Total		29	

School of Fine Arts			
Program		N	
B.F.A.	ART	33	
Bachelor of Music	MUSC	29	
B.F.A.	THEA	56	
Fine Arts Total		118	
Grand Total		2763	