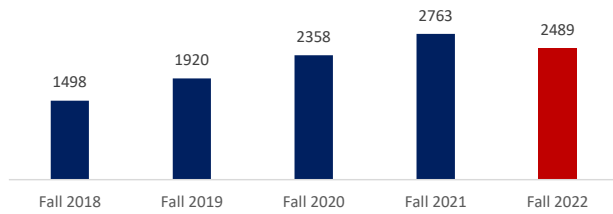


Fall 2022 Full-Time Freshman Profile

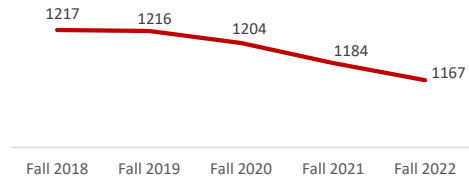
Official - As of October 22, 2022

Prepared by: Office of Institutional Research

Freshman Class Size



Freshman Average SAT



College/School	N	%
College of Arts & Sciences	1198	48%
College of Engineering & Arch	305	12%
College of Fine Arts	107	4%
College of Nurs & AH Sci	289	12%
School of Business	377	15%
School of Communications	181	7%
School of Education	32	1%
Total	2489	100%

Gender	N	%
Female	1833	74%
Male	656	26%
Total	2489	100%

Race/Ethnicity	N	%
American Indian or Alaska Native	0	0%
Asian	11	0%
Black or African American	1939	78%
Hispanic	168	7%
Native Hawaiian or Other Pacific Islander	0	0%
Two or more races	147	6%
White	10	0%
Non-Resident Alien	163	7%
Race/Ethnicity Unknown	51	2%
Total	2489	100%

RESIDENCY	N	%
District of Columbia	28	1%
Foreign (Non-Resident Alien)	163	7%
Out of State	2284	92%
Unknown/Not Reported	14	1%
Total	2489	100%

*Non-Resident Alien are students studying in the U.S. on visas.

FINANCIAL AID	N	%
PELL ELIGIBLE	1136	46%
PELL RECIPIENT	1079	43%
FIRST GENERATION	330	13%

*Financial aid award year 2022-23 closes on September 30, 2023. In this report, enrolled students are reported as Pell Recipients if they accepted funds as of October 22, 2022.

*First Generation is defined as both parents not having post secondary education.

SAT by College/School	Avg SAT	Med. SAT
College of Arts & Sciences	1155	1170
College of Engineering & Arch	1258	1265
College of Fine Arts	1124	1080
College of Nurs & AH Sci	1138	1155
School of Business	1158	1160
School of Communications	1116	1110
School of Education	1007	1000
Total	1167	1170

SAT Bands	N	%
1400 - 1600	55	7%
1300 - 1399	102	13%
1200 - 1299	182	24%
1100 - 1199	182	24%
1000 - 1099	143	19%
Under 1000	103	13%
Total	767	100%

No SAT 1722

*In Fall 2020, Howard University moved to a Test Optional Institution status for the entering FTIC in Fall 2022

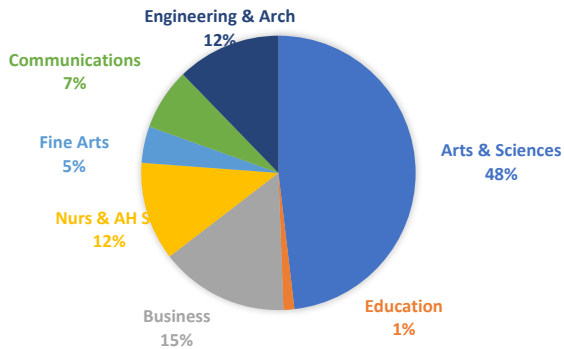
25th - 75th Percentile: 1060 - 1270

HS GPA	N	%
3.75 - 4.00	1066	43%
3.50 - 3.74	857	35%
3.25 - 3.49	376	15%
3.00 - 3.24	126	5%
2.00 - 2.99	44	2%
Total	2469	100%
HS GPA unknown	20	
Average HS GPA	3.65	

Fall 2022 Full-Time Freshman Profile

Official - As of October 22, 2022

Prepared by: Office of Institutional Research



Top 5 Declared Majors	N	N
Biology	306	12%
Psychology	219	9%
Political Science	159	6%
Media, Journalism & Film Comm	151	6%
Computer Science	148	6%
Other Major	1506	61%
Total	2489	100%

College of Arts & Sciences		
Program		N
B.A. in Afro-American Studies	AFAM	26
B.A. in African Studies	AFRS	9
B.S. in Biology	BIOL	306
B.S. in Chemistry	CHEM	44
B.A. in Criminology	CRIM	89
B.A. in Economics	ECON	33
B.A. in English	ENGL	28
B.A. in History	HIST	16
B.S. in Health Education	HLED	4
B.S. in Human Performance	HUPF	34
B.A. in Interdisciplinary Studies	INTS	24
B.S. in Leisure Studies	LEST	7
B.S. in Mathematics	MATH	9
B.A. in Philosophy	PHIL	6
B.S. in Physics	PHYS	7
B.A. in Political Science	POLS	159
B.S. in Psychology	PSYC	219
B.A. in Sociology	SOCI	36
B.A. in Spanish	SPAN	2
B.A. in Undecided Arts & Sciences	0000	140
Arts & Sciences Total		1198

College of Nursing & Allied Health Sciences		
Program		N
B.S. in Clinical Lab Science	CLAB	14
B.S. in Health Science	HLMN	11
B.S. in Health Science	HLSC	108
B.S. in Nutritional Sciences	NTRS	7
B.S. in Nursing	NURS	143
B.S. in Radiation Therapy Tech	RADT	6
Nursing & Allied Health Sciences Total		289

School of Business		
Program		N
B.B.A. in Accounting	ACCT	21
B.B.A. in Finance	FINC	75
B.B.A. in Information Systems	INSA	21
B.B.A. in International Business	INTB	72
B.B.A. in Management	MGMT	83
B.B.A. in Marketing	MKTG	93
B.B.A. in Supply Chain Management	SCMT	12
Business Total		377

School of Communications		
Program		N
B.A. in Media, Journ. & Film Comm	MJFC	151
B.A. in Strategic, Legal & Mgmt Comr	SLMC	30
Communications Total		181

College of Engineering & Architecture		
Program		N
B.S. in Architecture & Design Studies	ARDS	52
B.S. in Chemical Engineering	CHEG	13
B.S. in Civil Engineering	CIVL	20
B.S. in Computer Engineering	COEG	29
B.S. in Computer Sciences	COSI	148
B.S. in Electrical Engineering	ELEC	14
B.S. in Mechanical Engineering	MECH	29
Engineering & Architecture Total		305

School of Education		
Program		N
B.S. in Elementary Education	ELEM	24
B.S. in Human Development	HUMD	8
Education Total		32

School of Fine Arts		
Program		N
Bachelor of Fine Arts	ART	36
Bachelor of Music	MUSC	22
B.F.A. in Theatre Arts	THEA	49
Fine Arts Total		107
Grand Total		2489