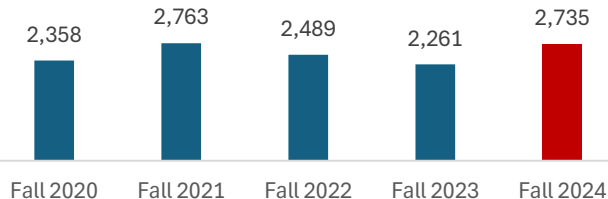
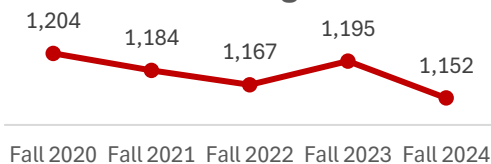


Fall 2024 FTIC Profile

FT FTIC COUNT



FTIC Average SAT



College/School	Total	%
Cathy Hughes School of Communications	159	6%
Chadwick A. Boseman College of Fine Arts	103	4%
College of Arts & Sciences	1,353	49%
College of Engineering & Architecture	308	11%
College of Nursing & Allied Health Sciences	396	14%
School of Business	383	14%
School of Education	33	1%
Grand Total	2,735	100%

Gender	N	%
Female	2,063	75%
Male	672	25%
Total	2,735	100%

Race-Ethnicity	N	%
American Indian or Alaska Native	1	0%
Asian	4	0%
Black or African American	2,254	82%
Hispanic	207	8%
Native Hawaiian or Other Pacific Islander	2	0%
Two or More Races	175	6%
U.S. Nonresident	76	3%
Unknown/Not Reported	12	0%
White	4	0%
Total	2,735	100%

RESIDENCY	N	%
District of Columbia	52	2%
Foreign (Non-Resident Alien)	76	3%
Out of State	2,581	94%
Unknown/Not Reported	26	1%
Total	2,735	100%

Financial Aid	N	%
Pell Eligible	1,328	49%
Pell Recipient	1,331	49%
First Generation	883	32%

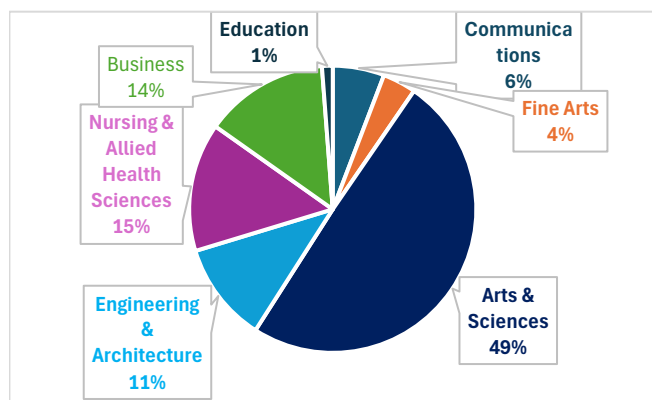
SAT by College/School	Avg.SAT	Med. SAT
College of Arts & Sciences	1,158	1,160
College of Engineering & Architecture	1,222	1,235
College of Fine Arts	1,112	1,115
College of Nursing & Allied Health Sci	1,099	1,100
School of Business	1,141	1,135
School of Communications	1,095	1,100
School of Education	1,090	1,090
Grand Total	1,152	1,180

SAT Bands	N	%
Under 1000	180	14%
1000-1099	278	22%
1100-1199	346	27%
1200-1299	252	20%
1300-1399	145	11%
1400-1499	52	4%
1500-1600	24	2%
Total	1,277	100%
No SAT	1,458	

High School Academic Data-Summary	
Average SAT -RW	594
Average SAT-M	562
Average SAT-T	1,152
Average ACT	27
Average HS GPA	3.8

Top 10 Majors	N	%
Biology	327	12%
Psychology	236	9%
Nursing	227	8%
Political Science	180	7%
Media, Journalism and Film	124	5%
Health Sciences	123	4%
Marketing	101	4%
Criminology	97	4%
Computer Science	94	3%
Finance	84	3%
Other Majors	1,142	42%

Fall 2024 FTIC Profile



College of Arts & Sciences		
Program		N
BA (Undetermined)	0	173
BA in African Studies	AFRS	8
BA in Afro-American Studies	AFAM	18
BA in Criminology	CRIM	97
BA in Economics	ECON	40
BA in English	ENGL	27
BA in History	HIST	12
BA Interdisciplinary Studies	INTS	29
BA in Philosophy	PHIL	15
BA in Political Science	POLS	180
BA in Sociology	SOCI	32
BA in Spanish	SPAN	1
BS in Biology	BIOL	327
BS in Chemistry	CHEM	76
BS in Health Education	HLED	8
BS in Human Performance	HUPF	30
BS Interdisciplinary Studies	INTS	9
BS in Leisure Studies	LEST	6
BS in Mathematics	MATH	15
BS in Physics	PHYS	14
BS in Psychology	PSYC	236
Total		1,353

College of Engineering & Arch		
Program		N
BS in Architecture and Design Studies	ARDS	65
BS in Chemical Engineering	CHEG	27
BS in Civil Engineering	CIVL	31
BS in Computer Engineering	COEG	21
BS in Computer Science	COSI	94
BS in Electrical Engineering	ELEC	23
BS in Mechanical Engineering	MECH	47
Total		308

College of Nurs & AH Sci		
Program		N
BS in Clinical Lab Sciences	CLAB	22
BS in Health Management	HLMN	11
BS in Health Sciences	HLSC	123
BS in Nursing	NURS	227
BS in Nutritional Sciences	NTRS	6
BS in Radiation Therapy	RADT	7
Total		396

School of Business		
Program		N
BBA in Computer Information System:	INSA	38
BBA in Accounting	ACCT	32
BBA in Finance	FINC	84
BBA in International Business	INTB	47
BBA in Management	MGMT	76
BBA in Marketing	MKTG	101
BBA in Supply Chain Management	SCMT	5
Total		383

School of Communications		
Program		N
BA in Media, Journalism & Film Comm	MJFC	124
BA in Strategic, Legal & Mgmt Comm	SLMC	35
Total		159

School of Education		
Program		N
BS in Elementary Education	ELEM	21
BS in Human Development	HUMD	12
Total		33

College of Fine Arts		
Program		N
B in Music	MUSC	19
BFA in Art	ART	39
BFA in Theatre Arts	THEA	45
Total		103