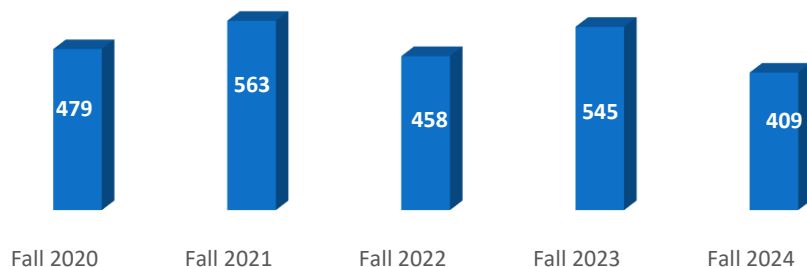


FALL 2024 FTG STUDENTS PROFILE

FTG COUNT BY TERM



Gender	Female		Male		Total	
	N	%	N	%	N	%
Class Size	280	68%	129	31%	409	100%

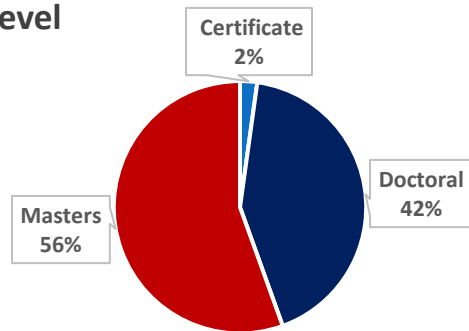
College/School	Female	Male	Total	%
Cathy Hughes School of Communications	6	2	8	2%
Chadwick A. Boseman College of Fine Arts	3		3	1%
College of Engineering & Architecture	13	6	19	5%
College of Nursing & Allied Health Sciences	68	10	78	19%
Graduate School	125	74	199	49%
School of Business	28	21	49	12%
School of Divinity	10	7	17	4%
School of Education	5	4	9	2%
School of Social Work	22	5	27	7%
Grand Total	280	129	409	100%

Race-Ethnicity	N	%
Asian	5	1%
Black or African American	296	72%
Hispanic	7	2%
Two or More Races	11	3%
U.S. Nonresident	29	7%
Unknown/Not Reported	46	11%
White	15	4%
Grand Total	409	100%

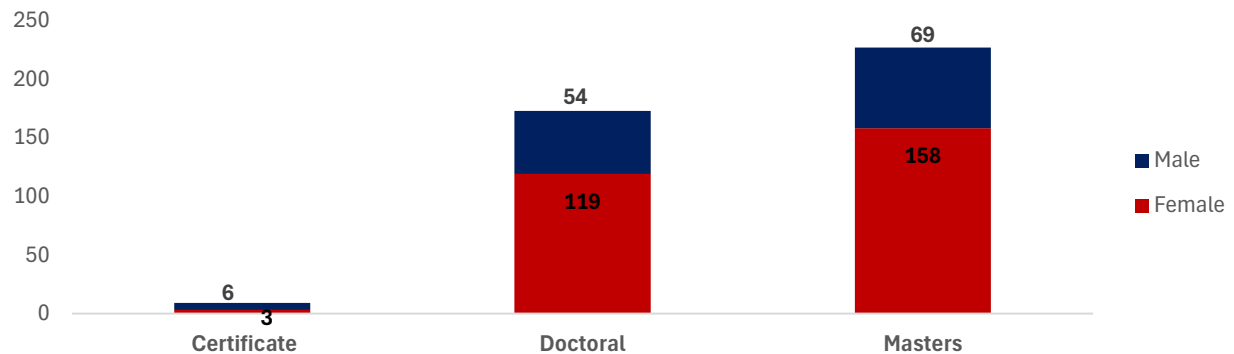
Classification	N	%
Full-time	357	87%
Part-time	52	13%
Total	409	100%

FALL 2024 FTG STUDENTS PROFILE

FTG by Program Level



FTG by Program Level and Gender



Citizenship	N	%
U.S. Residents	321	78%
Foreign (Non-Resident Alien)	59	14%
Unknown/Not Reported	29	7%
Total	409	100%

Number of States Represented		
Top 10 States	N	%
Maryland	98	24%
District of Columbia	76	19%
Virginia	32	8%
Florida	22	5%
Texas	22	5%
New York	17	4%
Georgia	13	3%
Pennsylvania	13	3%
California	12	3%
North Carolina	12	3%

FALL 2024 FTG STUDENTS PROFILE

Number of Countries Represented			16
Top 10 Countries with the Highest Yield	N	%	
Nepal	7	2%	
Nigeria	3	1%	
Ghana	2	0%	
Iran	2	0%	
Jamaica	2	0%	
Kenya	2	0%	
Pakistan	2	0%	
Canada	1	0%	
China	1	0%	
Colombia	1	0%	

Top 10 Majors	N	%	
Masters in social work	26	6%	
Online Master of Health Administration	21	5%	
Doctor of Occupational Therapy	20	5%	
Masters in physician assistant studies	19	5%	
Master of Architecture	19	5%	
Online Master of Science in Applied Data Science & Analytics	16	4%	
Online Master of Business Administration	12	3%	
Master of Business Administration	11	3%	
Online Master of Science in Finance	11	3%	
Master in divinity	10	2%	
Total	6	3	

College of Fine Arts			
Program	FA23	FA24	% Change
MFA-Art	4	2	-50%
MMUSC-Music	2	1	-50%
Total	6	3	50%

College of Nurs & AH Sci			
Program	FA23	FA24	FA23
DNP-Online Post MSN Doctor of Nursing Practice		3	
DPT-Physical Therapy		6	
MHA-Online Master of Health Administration		21	
MPAS-Physician Assistant	20	19	-5%
MSN-Nursing	6	2	-67%
OTD-Occupational Therapy	39	20	-49%
OTD-Online Post Professional Doctor of Occupational Therapy		7	
DNP-Online Post MSN Doctor of Nursing Practice		3	

FALL 2024 FTG STUDENTS PROFILE

Total	65	78	20%
Graduate School			
Program	FA23	FA24	% Change
CERCS-Computer Science	4	2	-50%
CERIS-International Studies	2	3	50%
CERWS-Women's Studies	2	4	100%
EDD-Educational Psychology		3	
MA-Economics	9	5	-44%
MA-History	1	3	200%
MA-Political Science	12	8	-33%
MA-Sociology	1	4	300%
MCS-Computer Science	2	3	50%
MEG-Mechanical Engineering		1	
MPH-Public Health	5	3	-40%
MS-Applied Data Science Analytics	31	16	-48%
MS-Atmospheric Sciences	2	5	150%
MS-Chemical Engineering	3	2	-33%
MS-Comm Sciences and Disorders	14	13	-7%
MS-Medical Physics	1	1	0%
MS-Nutritional Sciences	3	2	-33%
NODEG-Undetermined	3		-100%
PHD-African Studies	8	9	13%
PHD-Anatomy	1	2	100%
PHD-Atmospheric Sciences	2	4	100%
PHD-Biochemistry	1	3	200%
PHD-Bioengineering and Biomedical Engineering		5	
PHD-Biology	6	7	17%
PHD-Chemistry	5	4	-20%
PHD-Civil Engineering	1	3	200%
PHD-Comm, Culture & Media Studies	6	8	33%
PHD-Comm Sciences and Disorders	3	2	-33%
PHD-Computer Science	6	3	-50%
PHD-Counseling Psychology	6	7	17%
PHD-Economics	10	7	-30%
PHD-Electrical Engineering	7	2	-71%
PHD-English	6	5	-17%
PHD-Higher Education Leadership and Policy Studies	9	9	0%
PHD-History	3	5	67%
PHD-Mathematics	8	1	-88%
PHD-Mechanical Engineering	2	2	0%
PHD-Nutritional Sciences	3		-100%
PHD-Pharmaceutical Science	6	3	-50%
PHD-Pharmacology	1	0	-100%
PHD-Physics	6	6	0%

FALL 2024 FTG STUDENTS PROFILE

PHD-Physiology	3	0	-100%
PHD-Political Science	3	2	-33%
PHD-Psychology	8	8	0%
PHD-School Psychology	4	6	50%
PHD-Social Work	5	3	-40%
PHD-Sociology	4	5	25%
Total	228	199	-13%

School of Business			
Program	FA23	FA24	% Change
EMBA-Business Administration	16	10	-38%
MACC-Accounting	7	5	-29%
MBA-Business Administration	24	23	-4%
MSFN-Finance	19	11	-42%
Total	66	49	-26%

School of Communications			
Program	FA23	FA24	% Change
MFAF-Film	10	8	-20%
Total	10	8	-20%

School of Divinity			
Program	FA23	FA24	% Change
DMIN-Divinity	0	7	
DMIN-Religion	6	0	-100%
MDIV-Divinity	0	10	
MDIV-Religion	14	0	-100%
Total	20	17	-15%

School of Education			
Program	FA23	FA24	% Change
EDD-Educational Leadership and Policy	13	6	-54%
MED-Educ Leadership &Policy	3		-100%
MED-School Psychology	6	3	-50%
Total	22	9	-59%

School of Social Work			
Program	FA23	FA24	% Change
MSW-Online-Master of Social Work	90	1	-99%
MSW-Social Work	41	26	-37%
Total	131	27	-79%